

# TYM TRACTORS

www.tym-tractors.com



**T433 | T433 CAB**  
**T503 | T503 CAB**


# QUALITY MATTERS





*TYM starts off by providing its customer's a Five Year Warranty, the Industry's Best! Whether you are farming, landscaping, working jobsites, or turf management. Ranging from 23-100 Horsepower and featuring cabs, loaders, and backhoes for every model, TYM has the right model for you.*

**TYM**  
**TRACTORS**




## DUAL AIR CLEANER ENGINE

-Dual air filter elements protects and extends engine life

## POWER STEERING

-Hydrostatic power steering offers effortless maneuverability  
-Excellent turning radius



## ENGINE

-Reliable, powerful, and rugged engine  
-43 and 50 gross horse power  
-Maximum fuel efficient  
-4 cylinder, liquid-cooled diesel engine



### REAR WIPER

-T433c/T503c is equipped with a rear wiper which provides for a clearer wide working visibility



### RADIO/ CD PLAYER

-Premium radio/ CD player standard

### CURVED-LINE CABIN

-Provides excellent entry and exit from both doors  
 -Spacious cabin provides for more operating room and greater visibility



### TOUCH PANEL

-The switch panel for front/rear working lights and front/rear wipers is located on the right post offering easy control and operation



### LED INSTRUMENT PANEL

-Easy-to-read instrument panel includes gauges for engine RPM, engine temperature, fuel level, as well as a digital hour meter and PTO on/off indication light

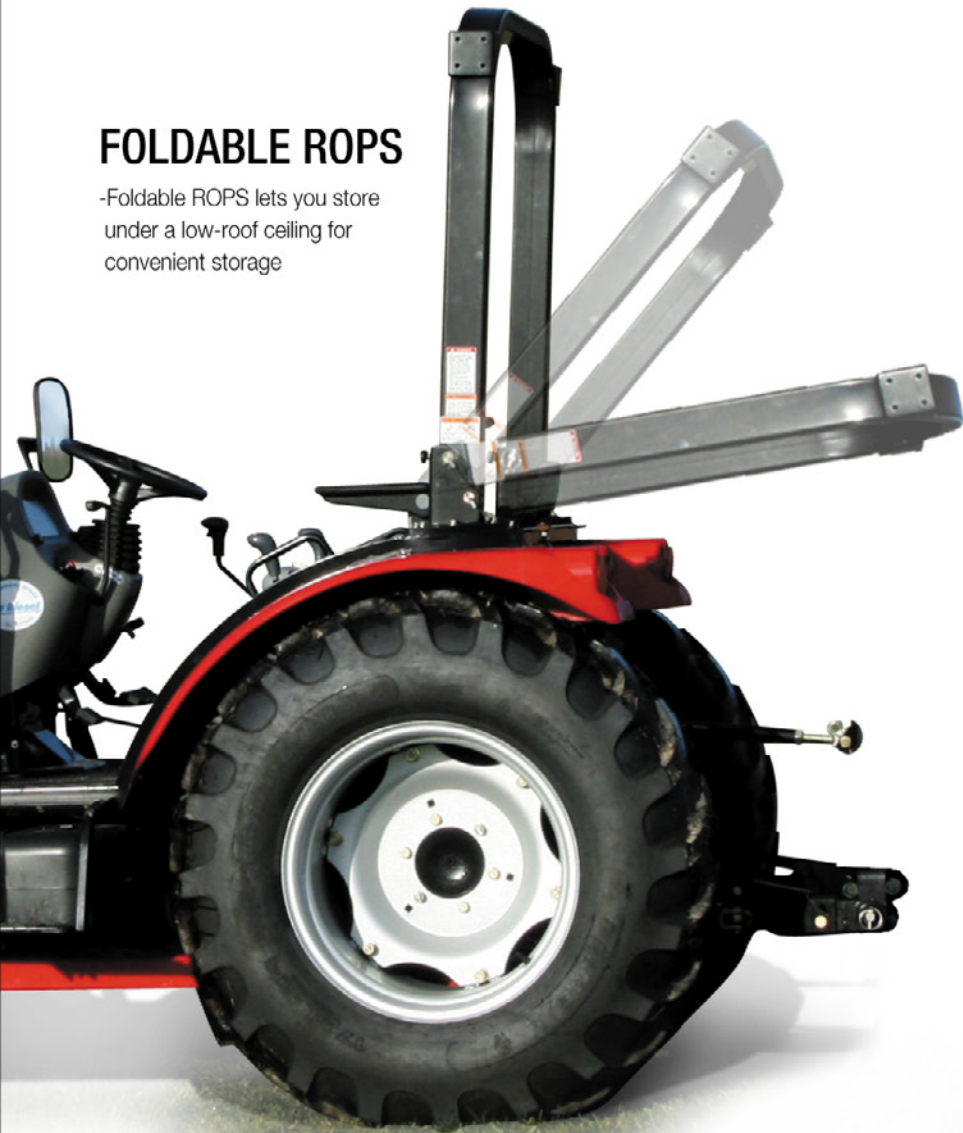
### PROJECTION HEAD LAMP

-Provides greater visibility in low light conditions




## FOLDABLE ROPS

-Foldable ROPS lets you store under a low-roof ceiling for convenient storage



## REAR REMOTE

-TYM offers more standard remotes for your added convenience



## TELESCOPING LINKS



## 4WD FRONT AXLE

-The heavy duty front axle offers greater traction during demanding applications



<b>Model</b>	<b>T433</b>	<b>T433CAB</b>	<b>T503</b>	<b>T503CAB</b>
<b>ENGINE</b>				
Manufacturer	Perkins	Perkins	Perkins	Perkins
Model	C2.2/ 404D-22	C2.2/ 404D-22	C2.2/ 404D-22	C2.2/ 404D-22
Engine HP(kw)-Gross	42.7(31.4)	42.7(31.4)	50.7(37.3)	50.7(37.3)
PTO HP(kw)	34.4(25.3)	34.4(25.3)	39.8(29.3)	39.8(29.3)
Rated engine speed	2600	2600	2800	2800
Number of cylinders	4	4	4	4
Displacement-cu.in. (cc)	135.2(2216)	135.2(2216)	135.2(2216)	135.2(2216)
Air cleaner	Dual Dry	Dual Dry	Dual Dry	Dual Dry
<b>ELECTRICAL SYSTEM</b>				
Alternator	12V, 65A	12V, 65A	12V, 65A	12V, 65A
<b>FUEL SYSTEM</b>				
Type	Indirect Fuel Injection	Indirect Fuel Injection	Indirect Fuel Injection	Indirect Fuel Injection
<b>DRIVETRAIN</b>				
Transmission type	Sync/Shuttle	Sync/Shuttle	Sync/Shuttle	Sync/Shuttle
Number of speeds	16/F 16/R	16/F 16/R	16/F 16/R	16/F 16/R
Max traveling speed, mph (km/h)	19.7(31.7)	19.7(31.7)	20.7(34.2)	20.7(34.2)
Brakes	Wet Disc	Wet Disc	Wet Disc	Wet Disc
Steering	Hydrostatic	Hydrostatic	Hydrostatic	Hydrostatic
Clutch	Dry single plate	Dry single plate	Dry single plate	Dry single plate
<b>HYDRAULIC SYSTEM</b>				
Pump (type)	Single Gear Pump	Single Gear Pump	Single Gear Pump	Single Gear Pump
Implement pump cap.gpm (L/min)	8.8(33.9)	8.8(33.9)	9.5(36.5)	9.5(36.5)
Steering pump cap. gpm (L/min)	4.6(17.8)	4.6(17.8)	5.0(19.2)	5.0(19.2)
Maximum total flow gpm (L/min)	13.4(51.7)	13.4(51.7)	14.5(55.7)	14.5(55.7)
Category, 3 point hitch	I	I	I	I
Hitch lift capacity, lb. (kg)	2865(1503)	2865(1503)	2865(1503)	2865(1503)
at 24 inches behind link ends, lb(kg)	2105(1336)	2105(1336)	2105(1336)	2105(1336)
Lift control type	Position/Draft	Position/Draft	Position/Draft	Position/Draft
Joy stick valve	standard	standard	standard	standard
No. of standard remote valves-option	2	2	2	2
<b>PTO</b>				
Type	Independent	Independent	Independent	Independent
Control	Electric/Hydro	Electric/Hydro	Electric/Hydro	Electric/Hydro
Mid (rpm)-option	N/A	N/A	N/A	N/A
Rear (rpm)	540	540	540	540
Shaft Diameter in. (mm)	1 3/8 (35)	1 3/8 (35)	1 3/8 (35)	1 3/8 (35)
<b>CAPACITIES</b>				
Fuel Tank, U.S. gal.(L)	17(60)	17(60)	17(60)	17(60)
Cooling System U.S. qt. (L)	9.0(8.5)	9.0(8.5)	9.0(8.5)	9.0(8.5)
Crankcase (with filter) U.S. qt. (L)	5.8(5.5)	5.8(5.5)	5.8(5.5)	5.8(5.5)
Trans. & Hydr. System, U.S.gal. (L)	9.2(35)	9.2(35)	9.2(35)	9.2(35)
Front Axle qt. (L)	10.5(10)	10.5(10)	10.5(10)	10.5(10)
<b>DIMENSIONS (with standard tires)</b>				
Overall length, in. (mm) with 3P	141.3(3590)	141.3(3590)	141.3(3590)	141.3(3590)
Overall width, in. (mm)	62.6(1591)	62.6(1591)	62.6(1591)	62.6(1591)
Wheelbase, in. (mm)	76.2(1935)	76.2(1935)	76.2(1935)	76.2(1935)
Height to top of ROPS, in. (mm)	101.9(2590)	99.6(2530)	101.9(2590)	99.6(2530)
Min. Ground Clearance, in (mm)	13.8(405)	13.8(405)	13.8(405)	13.8(405)
Min. Turning Radius, in (mm) with brakes	131.9(3352)	131.9(3352)	131.9(3352)	131.9(3352)
Min. Turning Radius, in (mm) w/o brakes	150.4(3820)	150.4(3820)	150.4(3820)	150.4(3820)
<b>STANDARD TIRES</b>				
Agricultural Front	8.0-16	8.0-16	8.0-16	8.0-16
Agricultural Rear	13.6-24	13.6-24	13.6-24	13.6-24
Industrial Front	12-16.5	12-16.5	12-16.5	12-16.5
Industrial Rear	17.5L-24	17.5L-24	17.5L-24	17.5L-24
<b>ROLL-OVER PROTECTIVE STRUCTURES</b>				
Standard	ROPS	CAB	ROPS	CAB
<b>WEIGHT</b>				
Total weight :lb (kg) (without weight)	4140(1710)	4559(1900)	4140(1710)	4559(1900)

> Specifications subject to change without prior notice

## WHO IS TYM?

TYM, (Tong Yang Moolsan) headquartered in Seoul, South Korea, was established in 1960, and has over four decades of experience designing, manufacturing and distributing high quality tractors and agricultural equipment worldwide.

TYM MANUFACTURES all of its own TRACTORS which carries a 5 YEAR WARRANTY, the industry's BEST!

TYM OFFERS A BROAD PRODUCT LINE - Horsepower ranges from 23hp - 100hp. All models are available with heated and air conditioned cabs...some models have power shuttle and hydrostatic transmissions. Loaders and backhoes are available for all tractors.

TYM is a proactive and forward thinking manufacturer with an aggressive R & D Department committed to helping their dealers sell tractors. TYM listens and responds to the changing market.

TYM first entered the US market in 1999 branding tractors first for Mahindra's 10 series. As time progressed TYM tractors were sold regionally under the Millennium and Scorpion brand names. And later OEM branded for an additional company for a few years. The TYM brand is known world wide.

TYM sold their tractors in the US under their own brand starting in 2001 in some of the western states. TYM then entered the Canadian market in 2002 offering TYM branded tractors. In September 2004 TYM incorporated TYM-USA which continues to be the TYM's official US operating company DBA TYM TRACTORS.

TYM owns and operates two distribution and support centers in the United States. The newest one opened January 2, 2008 and is Located in Wilson, NC. original US based TYM distribution and support center located in Redmond, OR opened in 2001. TYM built a new distribution and support center in Redmond, OR in 2005. TYM's Headquarters for its North American operation is also located in its new (100,00sq ft) facility in Wilson, NC. TYM continues to invest not only in the development of its tractors and attachments but also in the resources needed to support its dealer organization.

TYM tractors is now the fastest growing tractor brand in North America with its rapidly expanding dealer organization and customer acceptance of its high quality product offering.



Supported through our dealer network and backed by the Industry's Leading 5 Year Warranty make this the tractor for you!



## **TYM** TONGYANG MOOLSAN CO., LTD.

■ North America Headquarters  
**TYM-USA, Inc.**

4734 Potato House CT, Wilson, NC 27893  
Phone : 252-293-1224  
Fax : 252-293-1225

■ Western Distribution Center  
**TYM-USA, Inc.**

1204 SW Lake Rd. Redmond, OR 97756  
Phone : 541-504-0128  
Fax : 541-504-0237